



Spare parts for:

## Warewashing equipment



Suitable for:

# RHIMA



This catalogue is automatically generated.  
Therefore, the sequence of the items might  
not be always shown at best.

Updates will be issued in case of additions  
and/or amendments.

*Suitable universal spare parts may not be included*





Suitable for:

# RHIMA




Suitable for:

## Air Chambers

### 3060068 BLUE AIR CHAMBER 90 mm

for Dishwasher (DIHR) GS45 - GS50  
 for Dishwasher (KROMO) K45 - K50 - K60 - K80  
 for Dishwasher (ROSINOX) RGS50  
 for Dishwasher hood type (DIHR) GASTRO1200S  
 for Dishwasher hood type (KROMO) K100  
 for Glasswasher/Cupwasher (DIHR) DERBYCF - STARCF  
 STARLS - TURBOCF - TURBOLS



RHIMA 51280006

### 3060070 GASKET 14x8x1.5 mm

for Dishwasher (DIHR) GASTRO450 - GASTRO500  
 GASTRO750 - GASTRO900 - GS35 - GS50  
 for Dishwasher (ROSINOX) RGS50  
 for Dishwasher hood type (KROMO) K100



RHIMA 50720005

### 3060069 S/STEEL HEXAGONAL MEDIUM NUT M8 UNI 5588

for Dishwasher (UNIVERBAR) LOGOS - OMEGA - SINCRO  
 TOP  
 for Glasswasher/Cupwasher (UNIVERBAR) ERGON - MIX



RHIMA 51320023

## Capacitors

### 3068016 CAPACITOR $\mu$ F 10 450V 50/60Hz

operating temperature  $-25+85^{\circ}\text{C}$   
 in compliance with EEC 93/68 and 92/31 regulations  
 for Dishwasher (FAGOR) FI-12D - FI-30 - FI-50  
 FI-72  
 for Dishwasher hood type (FAGOR) FI-80



RHIMA 50980013

## Castors

### 3346144 SHUTTER ROLLER $\varnothing$ 34x12 mm

for Dishwasher hood type (DIHR) GASTRO11S



RHIMA 51210047



**Contact thermostats**

**3444283 CONTACT THERMOSTAT +110°C**  
 boiler security  
 with manual reset - 10A 250V  
 for EKN04-GS85-DERBY400-STAR-LINEAR-GS50



RHIMA 51010001

**Door catches**

**3398035 NICKEL PLATED DOOR CATCH  $\varnothing$  13x24 mm**  
 for DISHWASHER all models  
 for Dishwasher (KROMO) K45 - K50 - K80  
 for Dishwasher (LAMBER) F85 - F92 - 01F - 040F  
 045F - 050F - 075F  
 for Dishwasher (OLIS) OLG550 - OLG585  
 for Glasswasher/Cupwasher (DIHR) C40CF - C40LS  
 GS40 - GS45 - GS50 - TURBOCF - TURBOLS  
 for Glasswasher/Cupwasher (KROMO) K45 - K50 - K80



RHIMA 51210019

**Drain assembly**

**3316040 ELBOW CONNECTOR  $\varnothing$  1"x30 mm**  
 for DIHR DISHWASHER DERBY-TURBO-STAR-C40-GS35  
 LINEAR-GASTRO450-GS40-GS50  
 for UNIVERBAR DISHWASHER MIX-TOP-MINIBET-BET37  
 MINIBETD-BET37D-BET40-BET40D-ERGON-ERGOND-MIDI40  
 MIDI40D-SINCRO-SINCROD-MIDI50-MIDI50D-LOGOS-LOGOSD  
 OMEGA-OMEGAD-CASTA-BRAMA-MICRO-ETRACR-ETRACF



RHIMA 50510023

**3316042 BRASS NUT  $\varnothing$  1"**



RHIMA 50510025

**3316041 GASKET 1"  $\varnothing$  44x32x3 mm**  
 for UNIVERBAR DISHWASHER MIX-TOP-MINIBET-BET37  
 MINIBETD-BET37D-BET40-BET40D-ERGON-ERGOND-MIDI40  
 MIDI40D-SINCRO-SINCROD-MIDI50-MIDI50D-LOGOS-LOGOSD  
 OMEGA-OMEGAD-CASTA-BRAMA



RHIMA 50710071



Suitable for:

# RHIMA



Suitable for:

## Drain hoses

**3450026 DRAIN PIPE  $\varnothing$  28x1500 mm**  
 straight hose internal  $\varnothing$  24 mm external  $\varnothing$  28 mm  
 hose with elbow internal  $\varnothing$  28 mm external  $\varnothing$  33 mm  
 max temperature 90°C



RHIMA 50600008

**3450028 DRAIN PIPE  $\varnothing$  29x1500 mm**  
 muffs internal  $\varnothing$  24 and 28 mm  
 max temperature 90°C  
 for Dishwasher (SAMMIC) SP-350



RHIMA 50600002

**3450621 RUBBER PIPE 110°C.  $\varnothing$  10x16 mm - 5 m**  
 temperature -30°+110°C  
 operating pressure 10 bar  
 burst pressure 40 bar  
 non-toxic rubber hose  
 external  $\varnothing$  16 mm  
 internal  $\varnothing$  10 mm  
 for 40 m rolls see 3450651



RHIMA 50620008

**3450651 RUBBER PIPE 110°C.  $\varnothing$  10x16 mm - 40 m**  
 temperature -30°+110°C  
 operating pressure 10 bar  
 burst pressure 40 bar  
 non-toxic rubber hose  
 external  $\varnothing$  16 mm  
 internal  $\varnothing$  10 mm  
 40-m rolls  
 for 5-m rolls see 3450621



RHIMA 50620008

## Drain plugs

**3448136 OVERFLOW PIPE  $\varnothing$  28x132 mm**  
 in plastic  
 for TURBO-GASTRO450-GASTRO500-GASTRO750



RHIMA 50500025

**3448168 OVERFLOW PIPE  $\varnothing$  30x187 mm**  
 made of plastic  
 for GS-45-50-85



RHIMA 50500026

**3186231 LIP GASKET  $\varnothing$  40 mm**  
 for Dishwasher (DIHR) GS100 - TEKNO4 - TEKNO6  
 for Dishwasher (KROMO) K60 - K70 - LUX40  
 for Dishwasher (OLIS) OLDS50 - OLG50 - OLG85  
 for Dishwasher hood type (OLIS) OLHT11D - OLHT11S



RHIMA 50710011



Suitable for:

**3448199 OVERFLOW PIPE  $\varnothing$  30x221 mm**  
made of plastic for drain pump  
for ELECTRON500-TEKNO6-GASTRO500S-GASTRO750S



RHIMA 50500031

## RHIMA



Suitable for:

**3186231 LIP GASKET  $\varnothing$  40 mm**  
for Dishwasher (DIHR) GS100 - TEKNO4 - TEKNO6  
for Dishwasher (KROMO) K60 - K70 - LUX40  
for Dishwasher (OLIS) OLDS50 - OLG550 - OLG85  
for Dishwasher hood type (OLIS) OLHT11D - OLHT11S



RHIMA 50710011

**3448206 OVERFLOW PIPE  $\varnothing$  40x200 mm**  
in plastic  
for TEKNO 4



RHIMA 50500027

**3186231 LIP GASKET  $\varnothing$  40 mm**  
for Dishwasher (DIHR) GS100 - TEKNO4 - TEKNO6  
for Dishwasher (KROMO) K60 - K70 - LUX40  
for Dishwasher (OLIS) OLDS50 - OLG550 - OLG85  
for Dishwasher hood type (OLIS) OLHT11D - OLHT11S



RHIMA 50710011

**3448207 OVERFLOW PIPE  $\varnothing$  40x210 mm**  
in plastic  
for TEKNO 6



RHIMA 50500031

**3448231 OVERFLOW PIPE  $\varnothing$  40x400 mm**  
for Dishwasher (DIHR) AX310



RHIMA 50500030

**3186231 LIP GASKET  $\varnothing$  40 mm**  
for Dishwasher (DIHR) GS100 - TEKNO4 - TEKNO6  
for Dishwasher (KROMO) K60 - K70 - LUX40  
for Dishwasher (OLIS) OLDS50 - OLG550 - OLG85  
for Dishwasher hood type (OLIS) OLHT11D - OLHT11S



RHIMA 50710011





Suitable for:

# RHIMA




Suitable for:

## Electronic printed-circuit boards

### 3322333 ELECTRONIC TIMER BOARD

for Dishwasher hood type (DIHR) HOOD110EL  
HOOD130 - HT12  
for Dishwasher hood type (OLIS) OLHT12



RHIMA 50920119

### 3322334 ELECTRONIC TIMER BOARD


for Dishwasher (DIHR) ELECTRON500



RHIMA 50920003

### 3319661 DIAPHRAGM PUSH BUTTON PANEL "ELITE"

for Dishwasher (DIHR) ELECTRON1000 - ELECTRON500  
G550  
for Dishwasher (KROMO) LUX85ELETTRONICA



RHIMA 50920004


### 3050156 MULTIWIRES STRIP 500 mm



RHIMA 50920123

### 3390311 MOTHERBOARD WITHOUT CHIP

for Dishwasher hood type (DIHR) HT12  
for Dishwasher hood type (OLIS) OLHT12  
for Pan/utensilwashing machines (KROMO) KP151



RHIMA 50920002

RHIMA 50920118

## Feet

### 3313119 ADJUSTABLE FOOT



RHIMA 51250003

### 3313118 FOOT Ø 37 PIN M10x25 mm



RHIMA 51250003



## Filters

### 3160236 INLET FILTER

plastic made - external  $\varnothing$  155 mm - height 70 mm  
 for Dishwasher (DIHR) GS100 - GS45 - GS50  
 for Dishwasher (KROMO) K45 - K50 - K80 - K90  
 for Dishwasher (OLIS) OLG585  
 for Dishwasher hood type (DIHR) HT12  
 for Dishwasher hood type (KROMO) HOOD130  
 for Dishwasher hood type (OLIS) OLG12EL - OLHT12



RHIMA 5080009

### 3316154 INLET OUTLET UNIT

for Dishwasher (DIHR) GS100  
 for Dishwasher (KROMO) K90



RHIMA 50510018

### 3160159 STAINLESS STEEL FILTER $\varnothing$ 195x55 mm

for Dishwasher (DIHR) GS50  
 for Dishwasher hood type (DIHR) GASTRO11S  
 for Dishwasher hood type (KROMO) K100  
 for Dishwasher hood type (OLIS) OLG11S



RHIMA 50800006

### 3186228 GASKET

for Dishwasher (DIHR) GS100 - GS45 - GS50 - TEKN04  
 TEKN06  
 for Dishwasher (KROMO) K45 - K50 - K80 - K90



RHIMA 50710013

### 3160506 INTERNAL FILTER WITH SCREEN

for Dishwasher (KROMO) AQUA50



RHIMA 50800027

## Gaskets and seals

### 3187013 DOOR GASKET 1500 mm

profile dimensions 24x10x6 mm



RHIMA 50730010

### 1186421 O-RING 02018 EPDM

for Dishwasher (DIHR) C40CF - GASTRO450  
 GASTRO500 - GASTRO750 - GASTRO900 - GS45  
 GS50  
 for Dishwasher (OLIS) OLG550 - OLG585  
 for Dishwasher hood type (DIHR) GASTRO11S  
 for Dishwasher hood type (KROMO) K100



RHIMA 50700017



Suitable for:

# RHIMA



Suitable for:

**3786042 PIPE SLIDING GASKET**  
for Glasswasher/Cupwasher (DIHR) STARCF - STARLS



RHIMA 50710077

## Guides

**3189042 LH SLIDEWAY FOR HOOD 650x25 mm**



RHIMA 51210054

**3704004 RH/LH GUIDE BUSHING**



RHIMA 51210286

**3189041 RH SLIDEWAY FOR HOOD**  
sizes 695x25 mm



RHIMA 51210053

**3704004 RH/LH GUIDE BUSHING**



RHIMA 51210286

## Heating elements

**3355477 HEATING ELEMENT F/ BOILER 3000W 220/380V**  
immersed length 265 mm  
flange external  $\varnothing$  63 mm  
with thermostat probe receptacle  $\varnothing$  6 mm  
complete with o-ring  $\varnothing$  58 (3186013)  
for Dishwasher (DIHR) GASTRO450 - GASTRO500  
GASTRO900 - GS45 - GS50  
for Dishwasher (KROMO) K50 - K60



RHIMA 50300036

RHIMA 50300044

**3186013 O-RING GASKET 06187 EPDM  $\varnothing$  58 mm**  
for Dishwasher (COMENDA) FC53 - FC533 - FC54  
FC543 - FC544  
for Dishwasher (FAGOR) FI-12D - FI-12S - FI-300  
FI-300B  
for Dishwasher (HOONVED) STS53 - STS60  
for Dishwasher hood type (ADLER) DS1200  
for Dishwasher hood type (BONNET) INO60  
for Dishwasher hood type (COLGED) L51  
for Dishwasher hood type (LINEA BLANCA) LC-3500  
LC-4000  
for Glasswasher/Cupwasher (FAGOR) CI-20 - CI-20D  
for Glasswasher/Cupwasher (HOONVED) STS43 - STS48



RHIMA 50700046




Suitable for:

**3355478 HEATING ELEMENT F/ BOILER 4500W 220/380V**  
 immersed length 370 mm  
 flange external  $\varnothing$  63 mm  
 with thermostat probe receptacle  $\varnothing$  7 mm  
 complete with o-ring  $\varnothing$  58 (3186013)  
 for Dishwasher (DIHR) GASTRO500 - GASTRO750  
 GASTRO900 - GS45 - GS50  
 for Dishwasher (KROMO) K50 - K60 - K70 - K80  
 for Dishwasher hood type (KROMO) K120



RHIMA 50300038

**3355480 HEATING ELEMENT F/ BOILER 9000W 220/380V**  
 immersed length 460 mm  
 flange external  $\varnothing$  72 mm  
 with thermostat probe receptacle  $\varnothing$  7 mm  
 complete with o-ring  $\varnothing$  67 (3186014)  
 upon request nut (3528003) and washer (3528004)  
 for Dishwasher hood type (DIHR) GASTRO11  
 GASTRO11S - GASTRO12S - GASTRO1200  
 GASTRO1200S  
 for Dishwasher hood type (KROMO) K100 - K120  
 for Dishwasher hood type (OLIS) OLHT11D



RHIMA 50300043

**3755036 HEATING ELEMENT FOR BOILER 2800W 230V**  
 immersed length 300 mm  
 flange external  $\varnothing$  55 mm  
 with thermostat probe receptacle  $\varnothing$  7 mm  
 complete with o-ring  $\varnothing$  48 (3186001)  
 for Dishwasher (DIHR) TEKNO4



RHIMA 50300046

Suitable for:

**3186013 O-RING GASKET 06187 EPDM  $\varnothing$  58 mm**  
 for Dishwasher (COMENDA) FC53 - FC533 - FC54  
 FC543 - FC544  
 for Dishwasher (FAGOR) FI-12D - FI-12S - FI-300  
 FI-300B  
 for Dishwasher (HOONVED) STS53 - STS60  
 for Dishwasher hood type (ADLER) DS1200  
 for Dishwasher hood type (BONNET) IN060  
 for Dishwasher hood type (COLGED) L51  
 for Dishwasher hood type (LINEA BLANCA) LC-3500  
 LC-4000  
 for Glasswasher/Cupwasher (FAGOR) CI-20 - CI-20D  
 for Glasswasher/Cupwasher (HOONVED) STS43 - STS48



RHIMA 50700046

**3186014 O-RING GASKET 06225 EPDM  $\varnothing$  67 mm**  
 for Dishwasher (ZANUSSI) LS62/F



RHIMA 50700016

RHIMA 50700046



Suitable for:

# RHIMA



**3355484 HEATING ELEMENT FOR TANK 2700W 230/400V**  
 immersed length 255 mm  
 height 25 mm  
 flange external ø 63 mm  
 complete with o-ring ø 58 (3186013)  
 for Dishwasher (DIHR) GASTRO500 - GASTRO700  
 GASTRO900  
 for Dishwasher (KROMO) K70  
 for Dishwasher hood type (DIHR) GASTRO11S  
 GASTRO12S  
 for Dishwasher hood type (KROMO) K100



RHIMA 50300037

RHIMA 50300056


Suitable for:

**3186013 O-RING GASKET 06187 EPDM ø 58 mm**  
 for Dishwasher (COMENDA) FC53 - FC533 - FC54  
 FC543 - FC544  
 for Dishwasher (FAGOR) FI-12D - FI-12S - FI-300  
 FI-300B  
 for Dishwasher (HOONVED) STS53 - STS60  
 for Dishwasher hood type (ADLER) DS1200  
 for Dishwasher hood type (BONNET) IN060  
 for Dishwasher hood type (COLGED) L51  
 for Dishwasher hood type (LINEA BLANCA) LC-3500  
 LC-4000  
 for Glasswasher/Cupwasher (FAGOR) CI-20 - CI-20D  
 for Glasswasher/Cupwasher (HOONVED) STS43 - STS48



RHIMA 50700046

**3755037 HEATING ELEMENT FOR WASH TANK 1100W 230V**  
 immersed length 200 mm  
 width 38 mm  
 height 30 mm  
 for Dishwasher (DIHR) TEKNO4  
 for Dishwasher (KROMO) K40LUX



RHIMA 50300041

**3355485 HEATING ELEMENT FOR WASH TANK 2700W 230V**  
 immersed length 350 mm  
 width 42 mm  
 flange 61x26 mm  
 for DISHWASHER model GS50  
 for Dishwasher (DIHR) GS100 - GS50  
 for Dishwasher (KROMO) GS45 - K45 - K50 - K60  
 K80  
 for Dishwasher (OLIS) OLDS50 - OLG50 - OLG50S  
 for Dishwasher (ROSINOX) RGS50  
 for Dishwasher hood type (OLIS) OLHT11D



RHIMA 50300040

**3355483 TANK HEATING ELEMENT 1850W 230V**  
 immersed length 255 mm  
 with gasket  
 width 42 mm  
 flange 61x26 mm  
 for Dishwasher (DIHR) GASTRO450 - GS35 - GS37  
 GS40  
 for Dishwasher (KROMO) K35 - K37 - K40  
 for Glasswasher/Cupwasher (DIHR) LINEARCF  
 LINEARLS



RHIMA 50300061



## Hinges

**3250037 DOOR RETURN SPRING 138 mm**  
for Dishwasher (DIHR) GASTRO450 - GASTRO500  
GASTRO750 - GASTRO900 - G600  
for Dishwasher (KROMO) K70



RHIMA 51210260

**3250034 DOOR RETURN SPRING 270 mm**  
for Dishwasher (DIHR) ELECTRON400 - ELECTRON500  
GASTRO500S - TEKNO4 - TEKNO6  
for Dishwasher (KROMO) K40 - K60 - LUX40  
for Dishwasher (OLIS) OLDS50



RHIMA 51210038

RHIMA 51210261

**3053338 DOOR ROD SLIDEWAY**  
for Dishwasher (DIHR) GS40 - GS45 - GS50



RHIMA 51210031

**3053339 HINGE LH FOR DOOR**  
for Dishwasher (DIHR) GS40 - GS45 - GS50  
for Dishwasher (OLIS) OLDS50 - OLG550 - OLG85



RHIMA 51210030

**3053124 LEFTHAND DOOR HINGE**  
for Dishwasher (DIHR) ELECTRON400 - TEKNO4



RHIMA 51210265

**3053122 LEFTHAND HINGE ROD BUSH**  
for Dishwasher (DIHR) TEKNO4



RHIMA 51210035

**3053323 RH DOOR HINGE**  
for Dishwasher (DIHR) GS40 - GS45 - GS50  
for Dishwasher (OLIS) OLDS50 - OLG550 - OLG85




RHIMA 51210029

**3743631 RH/LH DOOR ROD**  
for Dishwasher (OLIS) OLG540 - OLG550 - OLG85  
OLG35 - OLG37



RHIMA 51210245

**3053123 RIGHTHAND DOOR HINGE**  
for Dishwasher (DIHR) ELECTRON400 - TEKNO4



RHIMA 51210264

**3053121 RIGHTHAND HINGE ROD BUSH**  
for Dishwasher (DIHR) TEKNO4



RHIMA 51210034



Suitable for:

# RHIMA



Suitable for:

## Lamps


**3221132 GREEN INDICATOR LAMP 230V**  
head ø 13.5 mm - hole ø 10 mm - 120°C  
universal application



RHIMA 50905011

## Microswitches

**3240196 MAGNETIC MICROSWITCH E5201V**  
0.04A 250V - NO contact - head 40x13x8 mm  
with cable length 1400 mm  
for Dishwasher (DIHR) C40CF - C40CS - GS35 - GS50  
LINEARCS - TURBOCS  
for Dishwasher (KROMO) K35 - K45 - K50 - K80  
for Dishwasher (OLIS) OLDS50 - OLG85  
for Dishwasher (ROSINOX) RGS50  
for Glasswasher/Cupwasher (DIHR) LINEARCF  
TURBOCF



RHIMA 50900017

**3240441 MAGNETIC MICROSWITCH E5301C**  
0.4A 250V 900 mm cable



RHIMA 50940008

**3240407 MECHANICAL MICROSWITCH KIT 16A 250V**  
3 locking positions  
the kit includes 5 levers:  
lever 75 mm - lever 27 mm - lever 15 mm  
lever 15 mm with wheels - lever 27 mm with wheels  
for Dishwasher (DIHR) GASTRO450 - GASTRO500  
GASTRO750 - GASTRO900 - GS100 - TEKNO4  
for Dishwasher (KROMO) K40LUX - K60 - K70 - K80  
for Dishwasher (OLIS) OLDS35 - OLDS37 - OLDS50  
for Dishwasher (UNIVERBAR) BRAMA - CASTA - COSMO  
LOGOS - LOGOSD - MIDI50 - MIDI50D - OMEGA  
OMEGAD - SINCRO - SINCROD - TOP - UBF850/2R  
for Dishwasher hood type (UNIVERBAR) COMPACT  
for Glasswasher/Cupwasher (DIHR) DERBYCF  
LINEARCF - LINEARLS - STARCF - STARLS  
for Glasswasher/Cupwasher (UNIVERBAR) BET37



RHIMA 50900015

**3240197 MICROSWITCH MF17 5A 250V**  
for Dishwasher hood type (DIHR) GASTRO11  
GASTRO11S - GASTRO12S  
for Dishwasher hood type (KROMO) K100  
for Dishwasher hood type (OLIS) OLG11S - OLHT11D



RHIMA 50900025

## Pressure switches

**3320091 PRESSURE SWITCH 46/26 mm 1 LEVEL**  
 16(4)A/250V  
 for Dishwasher (ELFRAMO) D30 - D40 - D80F  
 for Glasswasher/Cupwasher (ELFRAMO) BD11 - BD13  
 BD22 - B15



RHIMA 50990007

**3320036 PRESSURE SWITCH 75/35 mm 250V 16A**  
 1 - level  
 max operating temperature 85°C  
 for DISHWASHER  
 for Dishwasher (DIHR) GS100  
 for Dishwasher (KROMO) K90  
 for Dishwasher hood type (DIHR) GASTRO11S  
 GASTRO1200S  
 for Dishwasher hood type (KROMO) K100



RHIMA 50990006

## Probes

**3390309 PROBE FOR BOARD**  
 capillary 2000 mm  
 for ECO2



RHIMA 51020003


## Pumps

**3122203 DRAIN ELECTRIC PUMP 40W 230V 50Hz**  
 inlet external  $\varnothing$  23 mm - outlet external  $\varnothing$  23 mm




RHIMA 50400039

**3122038 ELECTRO-PUMP FIR 2212SX 0,10HP 230V 50Hz**  
 inlet external  $\varnothing$  28 mm - outlet external  $\varnothing$  28 mm  
 motor revolutions 2700 - flowrate 80 L/min  
 0.10Hp 230V 1.1A - capacitor 5  $\mu$ f  
 for Dishwasher (DIHR) GS35 - GS37  
 for Dishwasher (OLIS) OLDS35 - OLG37  
 for Dishwasher hood type (OLIS) OLG11S - OLHT12  
 for Glasswasher/Cupwasher (DIHR) DERBYCF



RHIMA 50400080

**3068008 CAPACITOR  $\mu$ F 5 450V 50/60Hz**  
 operating temperature -25+85°C  
 in compliance with EEC 93/68 and EEC 92/31 regulat



RHIMA 50980004



Suitable for:

# RHIMA



Suitable for:

**3122395 ELECTRO-PUMP FIR 2233/X1SX 0.75HP 240V**  
 inlet external  $\varnothing$  60 mm - outlet external  $\varnothing$  50 mm  
 motor revolutions 2700  
 0.75HP 220/240V 50Hz - capacitor 12.5  $\mu$ f  
 for Dishwasher (DIHR) GASTRO500 - GASTRO750  
 GASTRO900 - TEKNO6



RHIMA 50400045

**3122719 ELECTRO-PUMP FIR 2275SX 3.6HP 220/380V**  
 inlet external  $\varnothing$  63 mm - outlet external  $\varnothing$  63 mm  
 motor revolutions 2800  
 3.6HP 220/380V 50Hz 10/5.8A



RHIMA 50400023

**3122660 PUMP CASE FIR 2274-2275**  
 inlet - outlet  $\varnothing$  63 mm



RHIMA 50430032

**3453026 ROTATING SEAL AND BACKING ELEMENT FIR**  
 for PUMPS 2275 and 2274



RHIMA 50420007

**3122774 ELECTRO-PUMP FIR 4213DX 0.25HP 230V 50Hz**  
 inlet external  $\varnothing$  28 mm - outlet external  $\varnothing$  26 mm  
 motor revolutions 2800  
 capacitor 6.3  $\mu$ F  
 for Dishwasher hood type (DIHR) HT12  
 for Dishwasher hood type (OLIS) OLHT12




RHIMA 500400080

**3122174 IMPELLER FOR PUMP FIR 2275 3.7HP  $\varnothing$  135mm**




RHIMA 50410019

**3786468 PUMP GASKET FIR 2275 3.6HP**



RHIMA 50700038

**3122480 ELECTRO-PUMP OP MEC80 T200 2HP 240/415V**  
 inlet external  $\varnothing$  63 mm - outlet external  $\varnothing$  48 mm  
 motor revolutions 2850  
 2HP 220/240/380/415V 50Hz



RHIMA 50400018

RHIMA 50400043




Suitable for:

Suitable for:

**3122366 ELECTRO-PUMP OP T.15 1.5HP 230V 50Hz**  
 inlet external  $\varnothing$  60 mm - outlet external  $\varnothing$  50 mm  
 lateral outlet  $\varnothing$  31 mm  
 motor revolutions 2700  
 1,5HP 230V 50Hz - capacitor 16 $\mu$ f  
 for Dishwasher (DIHR) GS100  
 for Dishwasher hood type (DIHR) GASTRO11S  
 for Dishwasher hood type (KROMO) K100  
 for Dishwasher hood type (OLIS) OLG11S - OLHT11D

**3122372 IMPELLER  $\varnothing$  102 mm**



RHIMA 50400041

RHIMA 50410029

**3122024 MECHANICAL SEAL  $\varnothing$  12mm INNER SURFACE 8mm**  
 for Dishwasher (ELFRAMO)

**3186239 O-RING 02525 EPDM**



RHIMA 50420004

RHIMA 50420004

RHIMA 50700023


**3122371 PUMP HOUSING**  
 inlet  $\varnothing$  60 mm  
 outlet  $\varnothing$  50 mm  
 side outlet  $\varnothing$  31 mm



RHIMA 50430019

**3122303 ELECTRO-PUMP OP T.19 0.25HP 230V 50Hz**  
 inlet external  $\varnothing$  28 mm - outlet external  $\varnothing$  28 mm  
 0.25HP 230V 50Hz 1.1A - capacitor 5 $\mu$ f

**1186237 O-RING 03300 EPDM**  
 for Glasswasher/Cupwasher (ELFRAMO) BD14 - B14  
 B15





RHIMA 50400080

RHIMA 50700093

**3122259 ELECTRO-PUMP OP T.33 0,30HP 230V 50Hz**  
 threaded inlet  $\varnothing$  1" F - outlet external  $\varnothing$  27 mm  
 0.30HP 230V 50Hz 1.4A - capacitor 5 $\mu$ F  
 for Dishwasher (DIHR) GS40

**3068008 CAPACITOR  $\mu$ F 5 450V 50/60Hz**  
 operating temperature -25+85°C  
 in compliance with EEC 93/68 and EEC 92/31 regulat



RHIMA 50400094

RHIMA 50980004



Suitable for:

**3122024 MECHANICAL SEAL  $\varnothing$  12mm INNER SURFACE 8mm**  
for Dishwasher (ELFRAMO)



RHIMA 50420004

RHIMA 5042004

**3122736 PUMP HOUSING INLET T.33 0.33HP**



RHIMA 504300036

**3122385 PUMP IMPELLER T.33 0.3HP  $\varnothing$  70 mm**




RHIMA 50410060

**3122264 ELECTRO-PUMP OP T.7 0.70HP 230V 50Hz**  
inlet external  $\varnothing$  50 mm - outlet external  $\varnothing$  30 mm  
lateral outlet  $\varnothing$  30 mm  
0.70HP 230V 50Hz 3.2A - capacitor 12.5 $\mu$ F  
for Dishwasher (DIHR) ELECTRON500-ACQUAPULITA  
GASTRO500 - GASTRO750 - GASTRO900 - GS45  
GS50



RHIMA 50400042

**3122367 ELECTRO-PUMP OP T.75 0.75HP 230V 50Hz**  
inlet external  $\varnothing$  60 mm - outlet external  $\varnothing$  50 mm  
lateral outlet  $\varnothing$  31 mm  
motor revolutions 2700  
0,75HP 230V 50Hz 3,2A - capacitor 12,5 $\mu$ f  
for Dishwasher (OLIS) OLDS50 - OLG550




RHIMA 50400046

## RHIMA



Suitable for:

**1186237 O-RING 03300 EPDM**  
for Glasswasher/Cupwasher (ELFRAMO) BD14 - B14  
B15




RHIMA 50700093

**3122735 PUMP HOUSING OUTLET T.33 0.33HP**



RHIMA 504300035

**3122746 IMPELLER  $\varnothing$  91 mm**  
for DISHWASHER GS50  
for Dishwasher (DIHR) GS50



RHIMA 50410028

**3122024 MECHANICAL SEAL  $\varnothing$  12mm INNER SURFACE 8mm**  
for Dishwasher (ELFRAMO)



RHIMA 50420004

RHIMA 5042004



Suitable for:

**3122371 PUMP HOUSING**  
inlet  $\varnothing$  60 mm  
outlet  $\varnothing$  50 mm  
side outlet  $\varnothing$  31 mm



RHIMA 50430019

# RHIMA



Suitable for:

**3122737 PUMP 0.15kW 230V 50Hz 1.5A**  
RINSE BOOSTER PUMP  
0.15kW 230V 50Hz 1.5A  
motor revolutions 2800  
capacitor 6.3  $\mu$ f



RHIMA 50400038

## Relays


**3351020 POWER RELAY REP 200**  
16A 230V 50Hz  
2 contacts NO  
for LS-CF



RHIMA 50910006

RHIMA 50910009

**3351021 RELAY 62.82 16A 230V 50/60Hz**  
2 switching contacts



RHIMA 50910040

RHIMA 50910040

## Salt container and accessories

**3067001 SALT CONTAINER**



RHIMA 51400003



Suitable for:


# RHIMA

Suitable for:



## Sensors

**3390206 WATER FLOW SWITCH FOR CARD**  
for CR



RHIMA 51650002

## Sleeves

**3248208 BOTTOM WASH OUTLET SLEEVE**  
for Glasswasher/Cupwasher (DIHR) LINEARLS



RHIMA 50610031

**3248203 INLET SLEEVE**  
external  $\varnothing$  70 mm - internal  $\varnothing$  58 mm  
for Dishwasher (DIHR) GS100



RHIMA 50610032

**3248206 NEW BOTTOM OUTLET SLEEVE**  
internal  $\varnothing$  30 mm - external  $\varnothing$  40 mm  
for Dishwasher (DIHR) GS100  
for Dishwasher hood type (DIHR) GASTRO11S



RHIMA 50610018

**3248105 OUTLET HOSE**  
internal  $\varnothing$  50 and 31 mm  
overall length 205 mm  
for Dishwasher hood type (DIHR) GASTRO11



RHIMA 50610046

**3248113 INLET HOSE**  
internal  $\varnothing$  58 and 50 mm  
overall length 195 mm  
for Dishwasher hood type (DIHR) GASTRO11  
GASTRO11S



RHIMA 50610041

RHIMA 50610044

**3248139 OUTLET HOSE**  
internal  $\varnothing$  48/35/34 mm  
for Dishwasher (DIHR) G12



RHIMA 50610042

**3248205 WASH RAMP SLEEVE**  
for Dishwasher (DIHR) GS45 - GS80



RHIMA 50610043



## Solenoid valves

**3120005 SOLENOID VALVE 329 220/240V  $\varnothing$  10 mm**  
 solenoid valve 180° - 220/240V 50/60Hz - max 90°C  
 inlet 3/4" - outlet  $\varnothing$  10 mm



RHIMA 51100004

**3120007 SOLENOID VALVE 349 220/240V  $\varnothing$  10 mm**  
 solenoid valve 180° - 220/240V 50/60Hz - max 90°C  
 inlet 3/4" - dual outlet  $\varnothing$  10 mm



RHIMA 51100005

## Springs

**3250212 DOOR SHORT SPRING 230 mm**  
 for GS100-K100



RHIMA 51210059

**3250213 HOOD LIFTING SPRING  $\varnothing$  38x630 mm**  
 for GASTRO 12S



RHIMA 51210022

**3250153 SPRING FOR LONG DOOR  $\varnothing$  20x530 mm**  
 for DISHWASER GS100



RHIMA 51210037

## Switches

**3319222 BIPOLAR SWITCH 16A 250V**



RHIMA 50900038

**3319744 BUTTON 2 NEUTRAL LIGHT BLUE**



RHIMA 50900027

**3319745 BUTTON 4 LIGHT BLUE 2 SETTINGS**



RHIMA 50900031

**3319743 BUTTON 5 LIGHT BLUE**



RHIMA 50900028




Suitable for:

# RHIMA



**3600046 GREEN PUSH-BUTTON**  
 for Dishwasher (DIHR) GS100  
 for Pan/utensilwashing machines (DIHR) LP2 - LP3  
 LP4



RHIMA 50900004

**3454037 NORMALLY CLOSED CONTACT**  
 for machines until 08/12/31  
 (for orders communicate the machine serial no.)  
 for Dishwasher (DIHR)  
 till 31/12/08  
 GS100  
 for Pan/utensilwashing machines (DIHR)  
 till 31/12/08  
 LP2 - LP3 - LP4



RHIMA 50900036

**3454036 NORMALLY OPEN CONTACT OLD TYPE**  
 for machines till 08/12/31  
 (for orders communicate the mach.serial no.)  
 for Dishwasher (DIHR)  
 till 31/12/08  
 GS100  
 for Pan/utensilwashing machines (DIHR)  
 till 31/12/08  
 LP2 - LP3 - LP4




RHIMA 50900035

**3319415 KEY SUPPORTING BODY**  
 for all models



RHIMA 50900039

**3319317 ON-OFF 1 BUTTON**  
 for Dishwasher (DIHR) TEKNO4 - TEKNO6



RHIMA 50900029

**3319672 OVAL KEY SUPPORT**  
 for Dishwasher (DIHR)



RHIMA 50900112

**3319669 "START" KEY**



RHIMA 50900115


**3319665 ON-OFF KEY**



RHIMA 50900116



**1319082 SINGLE-POLE PUSH BUTTON 16A 250V**



RHIMA 5090019

**3319673 START KEY SUPPORT**



RHIMA 50900121

**3319674 START FUNCTION KEY**



RHIMA 50900118

**3057298 SWITCH 0-1 POSITIONS**

for Dishwasher (DIHR) GS100  
 for Dishwasher conveyor type (DIHR) AX250 - AX300  
 AX300LC  
 for Pan/utensilwashing machines (DIHR) LP2 - LP3  
 LP4



RHIMA 50900034

**3454037 NORMALLY CLOSED CONTACT**

for machines until 08/12/31  
 (for orders communicate the machine serial no.)  
 for Dishwasher (DIHR)  
 till 31/12/08  
 GS100  
 for Pan/utensilwashing machines (DIHR)  
 till 31/12/08  
 LP2 - LP3 - LP4



RHIMA 50900036

**3454036 NORMALLY OPEN CONTACT OLD TYPE**

for machines till 08/12/31  
 (for orders communicate the mach.serial no.)  
 for Dishwasher (DIHR)  
 till 31/12/08  
 GS100  
 for Pan/utensilwashing machines (DIHR)  
 till 31/12/08  
 LP2 - LP3 - LP4



RHIMA 50900035



## Telethermometers

### 3441011 BLACK TELETHERMOMETER 56x25 mm 0-120°C

plastic case  
capillary 1500 mm  
bulb  $\varnothing$  6x26 mm  
for Dishwasher



RHIMA 51030003

### 3441054 BLACK TELETHERMOMETER 63x11 mm 0-120°C

plastic case  
PVC covered capillary 1400 mm  
bulb  $\varnothing$  6.5x15 mm  
for Dishwasher (ANGELO PO) KD100 - KD130 - KD130A  
KN1100 - KN800  
for Dishwasher (ELVIOMEX-ALFA) KNOSSOS122  
for Dishwasher hood type (ELVIOMEX-ALFA) TURBO1500  
for Glasswasher/Cupwasher (ELVIOMEX-ALFA)  
VERGINA840



RHIMA 51030012

## Terminal blocks

### 3247016 3-POLE TERMINAL BLOCK FV273 40A 450V

for cable max 6 mm<sup>2</sup>  
operating temperature 150°C  
nominal voltage 450 V  
for Glasswasher/Cupwasher (SILANOS) R20 - 020  
030  
for Glasswasher/Cupwasher (WHIRLPOOL) AGB641  
AGB642 - AGB643 - AGB647 - AGB782



RHIMA 50970001

### 3247011 6-POLE TERMINAL BLOCK FV122 40A 600V

for cable max 6 mm<sup>2</sup>  
operating temperature 150°C  
nominal voltage 450 V



RHIMA 50970001

## Thermostats

### 3444282 SINGLE-PHASE THERMOSTAT 90-110°C


with manual reset  
covered capillary 1500 mm  
bulb  $\varnothing$  6.5x95 mm  
15A 250V  
for Dishwasher (DIHR) ELECTRON1000 - GS100  
for Dishwasher (HOONVED) - Series APS - C53 - C60  
C68  
for Dishwasher (KROMO) K90  
for Dishwasher hood type (DIHR) GASTRO11S  
GASTRO1200S  
for Dishwasher hood type (HOONVED) K100 - K120  
for Pan/utensilwashing machines (DIHR) LP1



RHIMA 51010006

### 3444280 SINGLE-PHASE THERMOSTAT 0-90°C

covered capillary 1500 mm  
bulb  $\varnothing$  6.5x90 mm  
15A 250V  
with adjusting screw  
for Dishwasher (MACH) MGL500 - MS350 - MS351  
MS353 - MS400 - MS450 - MS500 - MS800  
for Dishwasher (PROJECT SYSTEMS) E50 - P500 - S100  
S50 - S80 - T50 - T80  
for Dishwasher hood type (DIHR) GASTRO1200S  
for Dishwasher hood type (MACH) MS1100 - MS1300  
MS900  
for Dishwasher hood type (PROJECT SYSTEMS) T150  
T155 - T255  
for Glasswasher/Cupwasher (MACH) MB235LI - MB240LI  
MB510 - MB520 - MB530 - MB535 - MB630 - MB920



RHIMA 51000005



## Timers

### 3322195 CONTROLLER 600/627/5261

230V 50/Hz  
for Dishwasher (ARISTARCO) CF25  
for Dishwasher (DIHR) C40 - GASTRO450 - GASTRO500  
GASTRO750 - GASTRO900 - GS35 - GS40 - GS45  
GS50 - LINEAR - TEKNO4 - TURBO  
for Dishwasher (KROMO) K35 - K37 - K40  
for Dishwasher (ROSINOX) RGS50  
for Glasswasher/Cupwasher (DIHR) DERBY - STAR



RHIMA 50930009

RHIMA 50930045

### 3322347 ELECTRONIC TIMER 3 SETTINGS

cycle 90" - 120" - 180"  
for Dishwasher (KROMO) DW009M



RHIMA 50920001

### 3322232 TIMER 11803F1 3 CAMS


cycle 18 minutes  
for regeneration  
220V 50HZ  
without shaft  
for Dishwasher (DIHR) C40 - GASTRO450 - GASTRO500  
GASTRO750 - GASTRO900 - GS100 - GS37 - GS40  
GS45 - GS50 - LINEAR - TEKNO4 - TEKNO6  
for Dishwasher (KROMO) K40 - K70 - K90  
for Dishwasher (MACH) MB - MS351 - MS353 - MS400E  
MS451 - MS453 - MS500E  
for Dishwasher (OLIS) OLDS37 - OLDS50 - OLGS37  
OLGS40 - OLGS85  
for Dishwasher hood type (DIHR) GASTRO11S  
for Dishwasher hood type (KROMO) K100  
for Glasswasher/Cupwasher (DIHR) STAR



RHIMA 50930011

### 3322172 TIMER 7805DV 230V 5 CAMS

50/60HZ  
1st cycle 120"  
2nd cycle 240"  
without pin  
for Dishwasher (DIHR) GS100  
for Dishwasher (KROMO) K90



RHIMA 50930007

RHIMA 50930008

## Wash and rinse arms and accessories

### 3243402 COMPLETE RINSE ARM ASSEMBLY 480 mm

for Dishwasher (DIHR) GS100  
for Dishwasher hood type (DIHR)  
since 2/01/99  
GASTRO11S - GASTRO1200S  
HT11  
for Dishwasher hood type (OLIS) OLG11S - OLHT11  
OLHT12



RHIMA 50010050

### 3743756 BOSS FOR WASH IMPELLER

for Pan/utensilwashing machines (DIHR) LP2




RHIMA 50020110



Suitable for:

**3743009 CAP FOR RINSE PIPE**

thread  $\varnothing$  9 mm  
for Dishwasher (DIHR) GS100  
for Dishwasher (OLIS) OLG550  
for Dishwasher hood type (DIHR) GASTRO11S  
GASTRO12S - GASTRO1200S  
for Dishwasher hood type (OLIS) OLG11S - OLHT11D  
OLHT12



RHIMA 5000064

# RHIMA



Suitable for:

**3501108 STAINLESS STEEL RINSE JET**

thread  $\varnothing$  5 mm  
for Dishwasher (DIHR) GS100  
for Dishwasher (OLIS) OLG550  
for Dishwasher hood type (DIHR) GASTRO11S  
GASTRO12S - GASTRO1200S  
for Dishwasher hood type (OLIS) OLG11S - OLHT11S  
OLHT12S



RHIMA 5000065

**3243390 ELBOW FITTING  $\varnothing$  3/8" M**

tapered connection  $\varnothing$  12 mm  
for Dishwasher (DIHR) C40CF - C40LS - GS35 - GS37  
GS40  
for Dishwasher (KROMO) K35 - K37 - K40  
for Glasswasher/Cupwasher (DIHR) DERBYCF - DERBYLS  
LINEARCF - LINEARLS - STARCF - STARLS  
TURBOCF - TURBOLS



RHIMA 51680085

**3743012 LOWER IMPELLER SUPPORT**

height 125 mm.  
for Dishwasher (DIHR) ELECTRON500-ACQUAPULITA  
GS50 - GS85



RHIMA 50020088

**3243356 LOWER WASH AND RINSE ARM ASSEMBLY**

for Dishwasher (DIHR) C40CF - GS40



RHIMA 50010053

**3243400 LOWER WASH/RINSE ARM ASSEMBLY**


for Dishwasher (DIHR) C40LS - GS35 - LINEAR  
for Glasswasher/Cupwasher (DIHR) DERBY - STARCF  
TURBOCF



RHIMA 50010086

**3743361 PIN FOR RINSE ARM ASSEMBLY**

for Dishwasher hood type (OLIS) OLG12EL



RHIMA 50020108

**3243371 RINSE ARM CAP**

for Dishwasher (DIHR) C40CF - GASTRO450  
GASTRO500 - GASTRO750 - GASTRO900 - GS40  
GS45 - GS50  
for Dishwasher (KROMO) K40  
for Dishwasher (OLIS) OLG550 - OLG585  
for Dishwasher hood type (DIHR) GASTRO11S  
for Dishwasher hood type (KROMO) K100  
for Glasswasher/Cupwasher (DIHR) LINEARCF  
LINEARLS - STARLS - TURBOLS



RHIMA 50000057

RHIMA 50000061

Suitable for:

**3743310 RINSE BOARD EXTENSION**  
for Dishwasher hood type (DIHR) GASTRO11S



RHIMA 50020149


Suitable for:

**3743855 RINSE SCREW MA5**



RHIMA 50020107

**3243998 STAINLESS STEEL DISK**  
ø internal 31 mm



RHIMA 50020199

**3743008 STAINLESS STEEL WASH ARM ASSEMBLY 530 mm**  
for Dishwasher (OLIS) OLG50 - OLG85  
for Dishwasher hood type (DIHR) GASTRO12S  
GASTRO1200S



RHIMA 50010040

**3743002 STAINLESS STEEL WASH ARM ASSY 530 mm**  
for Dishwasher (DIHR) ELECTRON1000 - GS100  
for Dishwasher hood type (DIHR) GASTRO11S  
GASTRO12S  
for Dishwasher hood type (OLIS) OLG11S - OLHT12  
for Pan/utensilwashing machines (DIHR) LPZERO



RHIMA 50010049

**3243401 UPPER RINSE ARM ASSEMBLY 300 mm**  
for Dishwasher (DIHR)  
since 2/01/99  
C40LS - GS35 - GS37 - GS40 - TEKNO4CF  
for Dishwasher (KROMO) K35 - K37 - K40  
for Glasswasher/Cupwasher (DIHR)  
since 2/01/99  
DERBYCF - LINEARCF - LINEARLS - STARCF - TURBOCF



RHIMA 50010045

**3243384 BUSHING FOR WASH ARM ASSEMBLY ø 14x11 mm**  
for Dishwasher (DIHR) C40CF - C40LS - GASTRO500  
GASTRO750 - GASTRO900 - GS35 - GS37 - GS40  
TEKNO4CF  
for Dishwasher (KROMO) K35 - K37 - K40  
for Dishwasher (OLIS) OLG50 - OLG85  
for Dishwasher hood type (KROMO) K100  
for Glasswasher/Cupwasher (DIHR) DERBYCF - DERBYLS  
LINEARCF - LINEARLS - STARCF - STARLS  
TURBOCF - TURBOLS



RHIMA 50020093



Suitable for:

**1186411 O-RING 02031 EPDM**

for Dishwasher (ANGELO PO) LF50 - L45  
for Dishwasher (ATA) AF61 - AF78 - AF88 - AL55  
for Dishwasher (COMENDA) ACL100  
for Dishwasher (DIHR) C40LS - GS35 - GS37  
for Dishwasher (KROMO) K35 - K37  
for Dishwasher (UNIC) 48C  
for Dishwasher conveyor type (COMENDA) - Series SE  
for Dishwasher hood type (ANGELO PO) LC100 - LC130 LC80  
for Dishwasher hood type (ATA) AT105 - AT110 AT112 - AT114 - AT116 - AT95  
for Glasswasher/Cupwasher (ATA) AL10 - AL11 - AL15 AL16 - AL20 - AL25 - AL26 - AL30 - AL31 - AL35 AL36  
for Glasswasher/Cupwasher (DIHR) DERBYCF - DERBYLS



RHIMA 50700010

**3743014 SLIDING BUSH PTFE**

ø internal 10 mm.  
ø external 14 mm.  
for Dishwasher (DIHR) GS35 - GS37 - GS40 TEKNO4CF  
for Dishwasher (KROMO) K35 - K37 - K40  
for Glasswasher/Cupwasher (DIHR) DERBYCF LINEARCF - STARCF - TURBOCF



RHIMA 50020196

**3243360 UPPER WASH AND RINSE ARM ASSEMBLY**

for Dishwasher (DIHR) GASTRO450 - GASTRO500 GASTRO750 - GASTRO900 - GS45 - GS50  
for Dishwasher (OLIS) OLG550 - OLG585  
for Dishwasher hood type (KROMO) K100  
for Dishwasher hood type (OLIS) OLG11S



RHIMA 50010048

# RHIMA



Suitable for:

**3501201 OPEN RINSE JET**

for Dishwasher (DIHR) C40LS - GS35 - GS37 - GS40 TEKNO4CF  
for Dishwasher (KROMO) K35 - K37 - K40  
for Glasswasher/Cupwasher (DIHR) DERBYCF - DERBYLS STARCF - TURBOCF - TURBOLS



RHIMA 50000053

**3243472 WASH ARM ASSEMBLY LOCKING NUT**


for Dishwasher (DIHR) C40LS - GS35 - GS37 - GS40 TEKNO4CF  
for Dishwasher (KROMO) K35 - K37 - K40  
for Glasswasher/Cupwasher (DIHR) DERBYCF LINEARCF - LINEARLS - STARCF - TURBOCF



RHIMA 50020085

**3243368 COMPLETE JET FOR RINSE ARM**

for Dishwasher (DIHR) C40CF - C40LS - GASTRO450 GASTRO500 - GASTRO750 - GASTRO900 - GS35 GS40 - GS45 - GS50  
for Dishwasher (KROMO) K40  
for Dishwasher (OLIS) OLG550 - OLG585  
for Dishwasher hood type (DIHR) GASTRO11S  
for Dishwasher hood type (KROMO) K100  
for Glasswasher/Cupwasher (DIHR) LINEARCF LINEARLS



RHIMA 50000061

RHIMA 50010047



Suitable for:

Suitable for:

## 3243477 UPPER WASH ARM ASSEMBLY SUPPORT

complete with spindle  
for Dishwasher (DIHR) GS100  
for Dishwasher (KROMO) KP150  
for Dishwasher hood type (DIHR) GASTRO11  
for Dishwasher hood type (KROMO) K100  
for Dishwasher hood type (OLIS) OLG11S



RHIMA 50020150

## 3243478 STAINLESS STEEL SPINDLE FOR SUPPORT


for Dishwasher (DIHR) GASTRO450 - GASTRO500  
GASTRO750 - GASTRO900 - GS45 - GS50  
for Dishwasher (KROMO) K50  
for Dishwasher (OLIS) OLG550 - OLG585  
for Dishwasher hood type (DIHR) GASTRO11S  
for Dishwasher hood type (KROMO) K100  
for Dishwasher hood type (OLIS) OLG11S



RHIMA 50020083

## 3243479 UPPER-LOWER WASH ARM ASSEMBLY SUPPORT

without spindle  
for Dishwasher (DIHR) GS100 - GS45 - GS50 - TEKN06  
for Dishwasher (OLIS) OLG550 - OLG585  
for Dishwasher hood type (OLIS) OLHT11 - OLHT12



RHIMA 50020082

## 3243478 STAINLESS STEEL SPINDLE FOR SUPPORT

for Dishwasher (DIHR) GASTRO450 - GASTRO500  
GASTRO750 - GASTRO900 - GS45 - GS50  
for Dishwasher (KROMO) K50  
for Dishwasher (OLIS) OLG550 - OLG585  
for Dishwasher hood type (DIHR) GASTRO11S  
for Dishwasher hood type (KROMO) K100  
for Dishwasher hood type (OLIS) OLG11S



RHIMA 50020083

## 1186304 O-RING 0112 EPDM



RHIMA 50700004

## 3186014 O-RING GASKET 06225 EPDM ø 67 mm

for Dishwasher (ZANUSSI) LS62/F



RHIMA 50700016

RHIMA 50700046

## 3243480 SUPPORT LOCKING RING NUT

for Dishwasher (DIHR) GS45 - GS50 - TEKN06  
for Dishwasher (OLIS) OLG550 - OLG585



RHIMA 50020084



Suitable for:

# RHIMA



Suitable for:

## 3243388 WASH ARM ASSEMBLY SUPPORT

for Dishwasher (DIHR) GASTRO500 - GASTRO750  
GASTRO900

for Dishwasher hood type (DIHR) GASTRO11S

for Dishwasher hood type (KROMO) K100



RHIMA 50020119

## 3243385 WASH ARM ASSEMBLY SUPPORT $\varnothing$ 18 mm

for Dishwasher (DIHR) C40CF - C40LS - GASTRO450  
GS35 - GS37 - GS40

for Dishwasher (KROMO) K35 - K37 - K40

for Glasswasher/Cupwasher (DIHR) LINEARCF

LINEARLS - STARCF - STARLS - TURBOCF - TURBOLS



RHIMA 50020183

## 3186244 O-RING 03125 EPDM

for Dishwasher (DIHR) C40CF - C40LS - GASTRO500

GASTRO700 - GASTRO900 - GS35 - GS37 - GS40

for Dishwasher (HOONVED) INDY53F - INDY60F

UNI53C - UNI60C

for Dishwasher (KROMO) K35 - K37 - K40

for Glasswasher/Cupwasher (DIHR) DERBYCF - DERBYLS

LINEARCF - LINEARLS - STARCF - STARLS

TURBOCF - TURBOLS

for Glasswasher/Cupwasher (HOONVED) INDY43F

INDY48F - UNI43C - UNI48C



RHIMA 50700082

*The data herewith contained may change without notice and LF SpA cannot be held responsible for possible errors stated or resulting by the use of this document. All rights reserved. No part of this publication may be reproduced without written permission by LF SpA.*



**LF SpA**  
via Voltri, 80 - 47522 Cesena (FC) ITALIA  
Tel. +39 0547 34 11 11 - Fax +39 0547 34 11 10  
[www.lfricambi724.it](http://www.lfricambi724.it) - [www.lfricambi724.mobi](http://www.lfricambi724.mobi)  
[info@lfricambi.it](mailto:info@lfricambi.it)  
Export Dept.: Tel. +39 0547 34 11 50 - Fax: +39 0547 34 11 55  
[www.lfspareparts724.com](http://www.lfspareparts724.com) - [www.lfspareparts724.mobi](http://www.lfspareparts724.mobi)  
[export@lfspaceparts.com](mailto:export@lfspaceparts.com)

**FRANCE**



**EPGC Sas**  
13, Rue des Forts - 59960 Neuville en Ferrain  
Tél. +33 (0)3 20 25 06 21  
Fax +33 (0)3 20 25 34 12  
[www.epgc.com](http://www.epgc.com)  
[www.epgc724.mobi](http://www.epgc724.mobi)  
[epgc@epgc.com](mailto:epgc@epgc.com)

**DEUTSCHLAND**



**LF GmbH**  
Junkersstrasse, 1 - D-82178 Puchheim - München  
Tel. +49 89 89 45 78 66  
Fax +49 89 89 45 78 88  
[www.lfersatzteile724.de](http://www.lfersatzteile724.de)  
[www.lfersatzteile724.mobi](http://www.lfersatzteile724.mobi)  
[info@lfersatzteile.de](mailto:info@lfersatzteile.de)

**SCHWEIZ**



**LF GmbH Verkaufsbüro**  
Sennweidstrasse, 45 - CH-6312 Steinhausen  
Tel. +41 (0)41 760 15 80-1  
Fax +41 (0)41 760 15 85  
[www.lfersatzteile724.ch](http://www.lfersatzteile724.ch)  
[www.lfersatzteile724.mobi](http://www.lfersatzteile724.mobi)  
[info@lfersatzteile.ch](mailto:info@lfersatzteile.ch)

**ESPAÑA**



**LF Repuestos Horeca S.L.U.**  
Calle Ciudad Real, 10 - 45517 Escalonilla - Toledo  
Tif. +34 91 477 91 00  
Fax +34 91 477 90 81  
[www.lfrepuestos724.es](http://www.lfrepuestos724.es)  
[www.lfrepuestos724.mobi](http://www.lfrepuestos724.mobi)  
[info@lfrepuestos.es](mailto:info@lfrepuestos.es)

**UNITED KINGDOM**



**LF Spare Parts Ltd.**  
A10a Lakeside Business Park, Broadway Lane  
South Cerney, Gloucestershire GL7 5XL  
Tel. +44 (0)1285 86 16 25  
Fax +44 (0)1285 86 39 49  
[www.lfspareparts724.co.uk](http://www.lfspareparts724.co.uk)  
[www.lfspareparts724.mobi](http://www.lfspareparts724.mobi)  
[info@lfspaceparts.co.uk](mailto:info@lfspaceparts.co.uk)

**RUSSIA**



**OOO LF**  
ul, Anatoliya Zhivova, 8 - office 1 - 123100 Moscow  
Tel. +7 499 259 85 75  
Fax +7 495 725 26 53  
[www.lfspareparts724.ru](http://www.lfspareparts724.ru)  
[www.lfspareparts724.mobi](http://www.lfspareparts724.mobi)  
[info@lfspaceparts.ru](mailto:info@lfspaceparts.ru)

**CHINA**



**LF China**  
Room 102, House 8, Lane 725, Mao Tai Rd.  
Changning Dist. - 200336 Shanghai  
Tel. +86 (0)21 33 53 66 31  
Fax +86 (0)21 33 53 66 32  
[www.lfspareparts724.com](http://www.lfspareparts724.com)  
[www.lfspareparts724.mobi](http://www.lfspareparts724.mobi)  
[china@lfspaceparts.com](mailto:china@lfspaceparts.com)